


BILANT
la data de 31/03/2021

Hn. 38148/26.04.2021 Pag. 1 / 1

(lei)

Denumire indicator	Cod	Sold la inc. an	Sold la sf. per.
Active fixe necorporale (ct.2030000+2050000+2060000+2080100+2080200+ 0-2800300-2800500-2800800-2900400-2900500-2900800-2930	03	22015.00	22015.00
Instalatii tehnice, mijloace de transport, animale, plantatii, mobilier, ap aratura birotica si alte active corporale (ct.2130100+	04	202108.00	202108.00
Terenuri si cladiri (ct.2110100+2110200+2120000+2310000-2810100-2810200 - 2910100-2910200-2930200)	05	15136170.00	15136170.00
TOTAL ACTIVE NECURENTE (rd.03+04+05+06+07+09)	15	*	15360293.00
Stocuri (ct.3010000+3020100+3020200+3020300+3020400+ 3020500+ 3020600+ 3020700+3020800+3020900+ 3030100+3030200+ 304	19	354752.00	368697.00
Creante bugetare (ct. 4310100**+4310200**+4310300**+	23	736359.00	710625.00
Creantele bugetului general consolidat (ct.4630000+4640000+4650100+4650200 +4660401+4660402+ 4660500+ 4660900 - 4970000)	24	736359.00	710625.00
Total creante curente (rd. 21+23+25+27)	30	*	736359.00
Conturi la trezorerie, casa in lei (ct.5100000+5120101+5120501+5130101+ 514 0001 + 5150101+ 5150301 + 5160101+5170101+ 5200100 + 5	33	1632975.00	1680952.00
Total disponibilitati si alte valori (rd.33+33.1+35+35.1)	40	*	1632975.00
TOTAL ACTIVE CURENTE (rd.19+30+31+40+41+41.1+42)	45	*	2724086.00
TOTAL ACTIVE (rd.15+45)	46	*	18084379.00
Datorii comerciale, avansuri si alte decontari (ct.2690100+4010100+403010 0+4040100+4050100+ 4080000+ 4190000+ 4620101+4620109 +4	60	117118.00	5511.00
Datorii comerciale si avansuri (ct. 4010100+4030100+4040100+4050100+ 408 0000+ 4190000+ 4620101), din care:	61	11391.00	5157.00
Datorii catre bugete (ct. 4310100+4310200 + 4310300 + 4310400 + 4310500+ 4 310700+ 4370100 + 4370200 + 4370300 + 4400000+4410000+	62	70703.00	62297.00
Contributii sociale (ct.4310100+4310200+4310300+4310400+ 4310500+ 4370100+ 4370200+4370300)	63.1	60984.00	56309.00
Salariile angajatilor (ct.4210000+4230000+4260000+4270100+ 4270300+ 428010 1)	72	102929.00	97050.00
TOTAL DATORII CURENTE (rd.60+62+65+70+71+72+73+74+75)	78	*	290750.00
TOTAL DATORII (rd.58+78)	79	*	290750.00
ACTIVE NETE = TOTAL ACTIVE - TOTAL DATORII = CAPITALURI PROPRII rd.46-79 = rd.90)	80	*	17793629.00
Rezerve, fonduri (ct.1000000+1010000+1020000+1030000+1040000+ 1050100+ 1050300+1050400+1050500+ 1060000+ 1320000+ 1330000	84	13550403.00	13550403.00
Rezultatul reportat (ct.1170000- sold creditor)	85	3202614.00	4348599.00
Rezultatul patrimonial al exercitiului (ct.1210000- sold creditor)	87	1040612.00	56707.00
TOTAL CAPITALURI PROPRII (rd.84+85-86+87-88)	90	*	17793629.00



Inspector
Dobry


*Contul de rezultat patrimonial
la data de 31/03/2021*

(mii lei)


Pag. 1 / 1

<i>Denumire indicator</i>	<i>Cod</i>	<i>An precedent</i>	<i>An curent</i>
Venituri din impozite, taxe, contributii de asigurari si alte venituri ale bugetelor (ct.7300100+7300200+7310100+7310200+7320100+)	02	846534.00	673272.00
Venituri din activitati economice (ct.7210000+7220000+7510100+ 7510200+/-7090000)	03	4866.00	2372.00
Finantari, subventii, transferuri, alocatii bugetare cu destinatie speciala (ct.7510500+7710000+7720100+7720200+7730000+7740100+)	04	-3790.00	994.00
Alte venituri operationale 200+7810300 +7810401+7810402+7770000)	05	8472.00	4723.00
TOTAL VENITURI OPERATIONALE (rd.02+03+04+05)	06	856082.00	681361.00
Salariile si contributiile sociale aferente angajatilor (ct.6410000+6420000 +6450100+6450200+6450300+ 6450400+ 6450500+6450600+ 645	08	446682.00	478017.00
Subventii si transferuri (ct.6700000+6710000+6720000+6730000+6740000+ 67500 00+ 6760000+ 6770000+ 6780000+6790000)	09	59510.00	48418.00
Procuri, consumabile, lucrari si servicii executate de terti (ct.6010000+60 00100+6020200+6020300+6020400+ 6020500+ 6020600+ 602070	10	121824.00	98219.00
TOTAL CHELTUIELI OPERATIONALE (rd.08+09+10+11+12)	13	628016.00	624654.00
- EXCEDENT (rd.06- rd.13)	15	228066.00	56707.00
- EXCEDENT (rd.15+20-16-21)	23	228066.00	56707.00
-Excedent (rd 23+28-24-29)	29.2	228066.00	56707.00
- EXCEDENT (rd. 29.2-29.4)	31	228066.00	56707.00

Primar,



Inspector,





Situatia activelor si datoriile instit publice
la data de 31/03/2021

(lei)

Pag. 1 / 1

<i>Denumire indicator</i>	<i>Cod</i>		<i>Sold la inc. an</i>	<i>Sold la sf. per.</i>
NUMERAR SI DEPOZITE, din care:	02	*	1632975.00	1680952.00
Numerar	03	*	1632975.00	1680952.00
Disponibilitati in lei ale institutiilor publice locale si ale institu	05		1632975.00	1680952.00
Total in baze cash) (rd.04+05)	08	*	1632975.00	1680952.00
Total (in baze accrual) (rd.08+09)	10	*	1632975.00	1680952.00
Creante ale bugetului local (ct.4640000 -ct. 4970000). Total (rd.177+17	176	*	736359.00	710625.00
-de la gospodariile populatiei (S.14)	177		736359.00	710625.00
Total creante (rd.176+184)	185	*	736359.00	710625.00
Datorii comerciale curente legate de livrari de bunuri si servicii (c	320	*	11391.00	5157.00
- Societati nefinanciare (S.11)	321		11391.00	5157.00
Datoriile institutiilor publice din administratia locala catre bugete	331		70703.00	62297.00
Salariile angajatilor (ct 4210000+ct.4230000+ct.4260000+ct.4270100+	332		102929.00	97050.00
Total (rd.331+332+333+334)	335	*	173632.00	159347.00

Primer


Inspector,


Anexa 3



Inspector,
Galesburg

03 Situatia fluxurilor de la trezorerie
la data de 31/03/2021

Editat la data 21/04/2021

Anexa 3 Pag. 1/1 (continuare)

Cod 03

Denumire indicator	Cod	Sursa F	5020	5040	5032	5033	5071	5024	5076	5014	Sursa C	Total 5+6+8+10+13+ 14+....+20
0	0	12	13	14	15	16	17	18	19	20	21	22
I. NUMERAR DIN 01												
1. Incasari	02											
2. Plati	03											
3. Numerar net din	04											
II. NUMERAR	05											
1. Incasari	06											
2. Plati	07											
3. Numerar net din	08											
III. NUMERAR	09											
1. Incasari	10											
2. Plati	11											
3. Numerar net din	12											
IV. CRESTEREA	13											
V. NUMERAR SI	14											
-sume recuperate	14.1											
-sume utilizate din	14.2											
aaaa	14.3											
VI. NUMERAR SI	15											


35+00

35+00

Primar



Inspector
Dresny




03 Situatia fluxurilor de la trezorerie
la data de 31/03/2021

Anexa 3 Pag. 1/1

Cod 03

Denumire indicator	Cod	2+4+7+9+ 11+12+21+22	Casa	Buget de stat	Buget	5002	5007	Sursa E	5006	Sursa G	5005	Sursa D
	0	1	2	3	4	5	6	7	8	9	10	11
I. NUMERAR DIN 01												
1. Incasari	02	1069357.00	362262.00		707095.00							
2. Plati	03	1021380.00	362262.00		659118.00							
3. Numerar net din	04	47977.00			47977.00							
II. NUMERAR 05												
1. Incasari	06											
2. Plati	07											
3. Numerar net din	08											
III. NUMERAR 09												
1. Incasari	10											
2. Plati	11											
3. Numerar net din	12											
IV. CRESTEREA 13		47977.00			47977.00							
V. NUMERAR SI 14		1632975.00			1579526.00			53095.00	354.00			
-sume recuperate 14.1												
-sume utilizate din 14.2												
aaaa 14.3												
VI. NUMERAR SI 15		1680952.00			1627503.00			53095.00	354.00			



Inspector,
Bosnu